



Broadwater Down Newsletter - February 2023

Headteacher's Letter

Dear Parents and Carers,

It is beginning to get lighter in the mornings and afternoons and spring is finally on the way! Although this has been a short half term, the children have managed to throw themselves enthusiastically into their next projects. Look out for invitations to project outcomes nearer the end of the Spring term.

Thank you to all parents who submitted responses to the parent survey. As I have said, the positive comments really boosted staff morale and it is again reassuring to have such a supportive parental community.

After school clubs were mentioned as an improvement point in the survey. As a small school, it is a challenge to provide after school clubs on every night for every year group. However, we aim to provide a variety of different clubs, free for all, for varying year groups. So far this year, we have run cooking club, football club, lego robotics and a breakfast stringed instruments club. Next half term we are adding to this and will be running a breakfast hockey club and multi sports club. As we know this is a challenge, we also make sure that children experience enriching activities within the school day, such as lantern making, talks from charities and the police cadets. Again, thank you for your comments.

This term we have seen our Junior Leadership Team define their roles. We now have new Junior Heads of School, Well Being Leads and House Captains. They have already risen to the challenge and will be involved in various projects, such as buddy reading between now and the end of the year.

We welcomed Miss Reardon (Year 2 teacher) and Mrs Foster (Teaching Assistant, Year 1) to the team last term. They have both quickly settled into Broadwater life. Next half term we welcome Miss Maynard who will be a Teaching Assistant in Year 1.

Finally, just a gentle reminder about the timing of the gate in the morning. The playground gate is open from 8:40am. As soon as the children come into school, learning begins. Whether it is phonics, handwriting, times tables or reading, it is important that children arrive on time. The gate closes at 8:50am. If you are having difficulties with this, please do not hesitate to contact your child's class teacher, myself or Mrs Fenton so that we can support you.

I wish you all a relaxing half term and look forward to seeing everyone on Monday 20th February.

Mrs Harris - Headteacher

Year 4

Year 4's project got off to an awesome start with children discovering facts about India. We have started with Geography and looked at similarities and differences between England and India. Children were excited to also discover facts about some Hindu festivals and celebrations. We are very lucky as some children in the class celebrate those festivals and we even had a visitor from Y6 to tell us more details about Diwali.

This term Y4 class have enjoyed Science, it was all about the states of matter. Children even made their own butter (and had a tasting session), used ice cubes for experiments and investigated different melting points of metals.

Y4 have also been working extremely hard to master those important multiplication facts, and I am happy to report that I can see an improvement in speed recall of those key facts. It is very important that all children continue to practise multiplication facts and use TTRS at home.

We spent time on mastering English grammar skills and focused on past and present tenses, looking at regular and irregular verbs. Children have written an amazing recount and published their explanation writing about Diwali celebrations. We are working on improving the handwriting, presentation and spellings. Thank you for supporting your children with weekly spellings and Maths learning.



Year 1 are Calling all Superheroes!

Year 1 have been thinking about Superheroes. They have received a letter from Husky the office dog (who is a soft toy!) asking about Superheroes and have responded to the letter showing their super hero skills. They will continue practising these superhero skills next term. They have been enhancing their hearing, sight, smell, speed and strength in various activities. They are also working on creating wonderful superhero capes.

We cannot wait to see what superheroes they become!

Dear Butterfly class,

I am looking for superheroes. Can you let me know of anybody who is able to show super hero qualities and an amazing cape? Those who are selected will need to follow super hero training. This will begin after the half term. If you feel you are up to the job or know someone who is, please let me know.

Kind Regards
Office Husky

Dear Office Husky,

Thank you for inviting us to be super heroes. Could everyone in Butterfly class please do the training. We look forward to receiving the schedule.

Kind Regards,
Butterfly Class

Grace, Aidan, Oscar, Victoria, James, Jacob, Sarah, Lorraine, Logan, Hannah, Adrian, Sam, Naia, Nisha, Praveen




Year 5

Year 5 have started their project on the Tudors and Shakespeare. We have been rapping The Tempest and creating a dance to accompany it in our dance lessons. This will become our very own music video!

Science has been merged with computing this term as we demonstrated complete metamorphosis by creating an animation of a butterfly's lifecycle.

Whilst in computing, we have been coding. We were lucky enough to have Mr Borland helping us this term, who was a lighting engineer and could show us how to code live on a lighting desk.



We decided to create our front covers as Tudor shields that represented us and our families.

We kept the traditional shapes and symbolism, but made them represent us now.



Year 6

This year, our class have been going swimming. Personally, I think it's really good we have the option to do this as if we are ever in an emergency situation (in the water) then we know how to deal with it and get away.

First, we go on a coach which takes us to the centre, then, after the ride, we enter the building.

After we get changed, we go into the pool and we listen to our swimming instructors. For the first few minutes, we get warmed up by running and jumping (in the pool) up to the other end of the pool. After that, we start doing the main exercises like front crawl, back stroke etc.

At the end of the session, we jump in the deep end (for some people) and others float on their backs or fronts. Then, we take the coach back and continue with our school day.

Written by A - Y6



Year 2

I can't believe it's already the end of Spring! This term, the children have been really enjoying learning about space as part of their project and in their English lessons where the key text has been 'Man on the Moon: A Day in the Life of Bob' by Simon Bartam. During these lessons, the children have retold the story in different ways including role playing and writing. They have also adapted it to create their own versions which were really creative and funny!

In music, we have been developing our own space themed melody in music. After learning 'Hot Cross Buns' initially, the children have really understood and enjoyed doing this.



We have been focusing on dance in PE and the children have used Bob's adventures and their knowledge of space to create their own group dances to the Star Wars theme tune. They have been absolutely brilliant!

On Wednesdays we have a wellbeing afternoon which includes playing games that promote skills that the class may need to develop further. During this time, we do our helicopter storytelling which is where we read stories created by other children and act them out in a circle together – I'm sure the children will tell you all about these! Some of the children have been excited to write their own stories to bring in for this which we're looking forward to seeing. It is great for developing confidence, collaboration and creativity!




Year 3 - Romans

The children are continuing to expand their historical knowledge this term by exploring the Romans and their impact on Britain. In early January, Hedgehog Class received a handwritten letter from Attitus, a Roman boy asking the children to prepare a “feast for an Emperor”. This is an excellent opportunity for the children to design, prepare and cook a sensational meal.

So far, the children have enjoyed marching as Roman soldier, creating mosaic art work and researching what the Romans did for us. They found it particularly interesting how many inventions, ideas and even words that the Romans created, we still use today. It’s going to be a fantastic feast! The children, myself and Mrs Smith are really looking forward to a enjoying a good “feed”.

The children have also really enjoyed reading our first text of the project, “Escape From Pompeii”, which is a story of the Mount Vesuvius eruption from the perspective of two children.





“It was a good book because it is a fiction text about a real life event which meant I could learn about, Mount Vesuvius and Pompeii” – N

“I enjoyed the book because I liked the rumble, grumble poem” – A

Year R

As part of our project this term Ladybird class were set the challenge to learn a collection of poems to develop their use of language, their confidence and ability to learn, remember and perform rhymes and poems. These skills are essential in developing a love of reading alongside our discrete phonics teaching. The children have now learnt seven out of eight poems and I have really seen their confidence grow as we have revisited each poem. I am excited to see how they perform these soon.

This term we have also had a clear focus on how we can keep ourselves safe in a range of situations, who we can talk to if we are worried about something and how we can be safe online. The children have especially enjoyed using our class smart board and our school online platform for games on Purple Mash on the ipads.




Lego Robotics Club

It's been lovely to welcome the Year 6 children to Lego Robotic Club on a Tuesday afternoon. BWD were recently gifted a significant set of Lego Mindstorm EV3 robots and associated challenge Lego equipment.

I have been learning over the last few months how to code the robots to complete simple tasks. The children have already, in only a couple of sessions, had much more success than I have had. It's been amazing to see the children use their coding experience from Purple Mash and use it to programme the robots.

Our next task, now with the robots somewhat under control, is to guide the robots to complete various challenges such as, knocking over a tower, crossing rough terrain, climbing/crossing over a bridge and many more that currently, seem impossible. I'm sure, with the skill, patience and perseverance of the children, we'll have completed the existing challenges and created some new ones very soon.



The Royal Academy - Young Artists' Summer Show

Deadline of work to Mr Rogers: - 1st March

Introduction

I'm a huge fan of the Royal Summer Exhibition held at The Royal Academy each year and I'm really pleased to have signed Broadwater Down Primary School up to enter the 2023 Young Artists' Summer Show - <https://youngartists.royalacademy.org.uk/>.

You could spend half term creating a piece of work, or finding a piece of artwork that you've already created to be entered. The work can be of anything created with anything pencil, painting, 3D sculpture, chalk drawing, photograph or digital art.

Here is some inspiration from last year's show:

<https://youngartists.royalacademy.org.uk/exhibitions/2022>

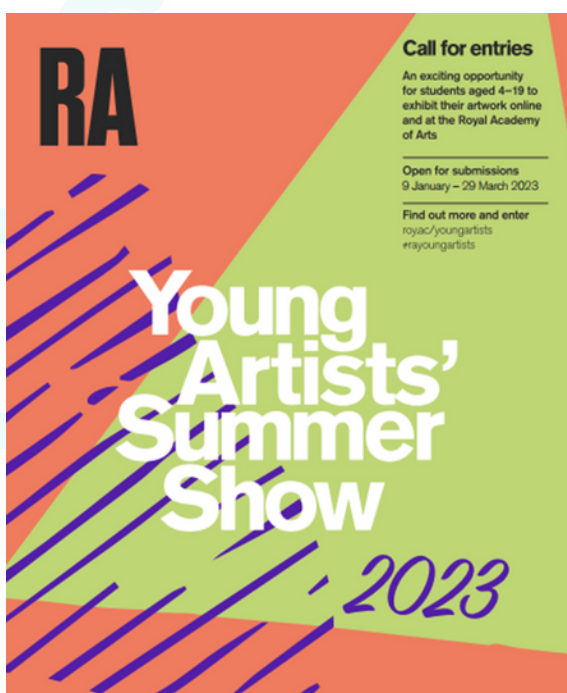
If you would like to enter, here's what to do:

Once your child has created their work, I'll enter it into the show, all you need to do is:

- Email me a good quality photograph of the artwork
- Think of and include in your email the title to the artwork (ask your child to think of something creative)
- A short piece of text telling the judges about your artwork, including why you created it
- Include the child's full name, age and year group.

Please email this to me at tony.rogers@broadwater-down.kent.sch.uk by the latest of Wednesday 1st March. This will give me time to submit the work on your behalf.

Once submitted, your artwork will be seen by the panel of judges and the selected pieces will be shown in the online exhibition. Some of the artworks will also be shown at the Royal Academy of Arts main exhibition.



How to photograph your Work


When the artworks are submitted to the Young Artists' Summer Show, they'll be seen by the judges and be shown online to see if they are selected for the exhibition, so it's really important that you take a good photo that is a true representation of how the artwork looks in real life. Below are some guidelines to help you capture a good image.

Below are some examples of the text needed alongside the art:



Halloween Party, Yinglung, Year 1

It was a card created for Halloween. I painted the pumpkins to be both spooky and funny. I also designed a rainbow ghost to make it less scary. The ladders on the houses were for children to get in and out so they wouldn't need to ask for Rapunzel's help.



Galaxy of Aliens, Harry, Year 2

I like giving the aliens detail and making them look good. I like giving their heads the most detail because that's the bit of the body you look at first.



Elements, Oscar, Year 6

I like to dance breakdance. My sculpture represents the sounds I hear (the funnel at the top), the movements I make (propeller at the bottom) and the colours I feel when breakdancing. The blank yellow sections represent the moves I haven't learnt yet.

Other things to think about when you are photographing your work

Keep your camera steady

To ensure that the image is sharp it's important that the camera doesn't move, so it's best to place it on a flat surface or use a tripod.

Focusing

AUTO focus should be sufficient on all cameras, but if you have difficulty getting the image in focus you may need to switch to manual focus, if your camera has the facility. If you are using an SLR camera or compact camera, zoom in to the middle of the range; with smart phones & tablets, it's best not to use the zoom as it will reduce the image quality.

Getting the colour right

If you are using window light make sure any electric lights are turned off, as they will affect the tones in your work. Turn off the built-in flash and try using the daylight setting on your camera. Light bouncing on the surface of a framed piece will cause glare, so avoid using a flash.

Take several shots

Take a couple of shots and check them so that you can make adjustments if needs be. Check that the image is clear and in focus and make sure that it is as true as possible to the artwork.

Image resolution and format

Images must be in one of the following formats: JPG, PNG or GIF. The file size of your image should not exceed 5MB. This is so that, if your artwork is chosen for the online exhibition, it will be of a good enough quality for us to use on the website.

Terms and Conditions

By submitting artwork and accepting the exhibitions terms and conditions:

- You confirm you have permission to submit on behalf of the child
- You confirm the artwork you are submitting is the child's original and not a copy
- You allow the RA permission to publish the artwork online, on social media, and in print with the student's first name and age

Full terms and conditions can be found at: <https://youngartists.royalacademy.org.uk/terms-and-conditions>

I'm very much looking forward to seeing your work. Happy creating! Mr Rogers

Attendance

Regular attendance is critical if our pupils are to be successful and benefit from the opportunities presented to them.

One of our basic principles is to celebrate success. Good attendance is fundamental to a successful and fulfilling school experience.

The table to the right shows attendance for the whole academic year.


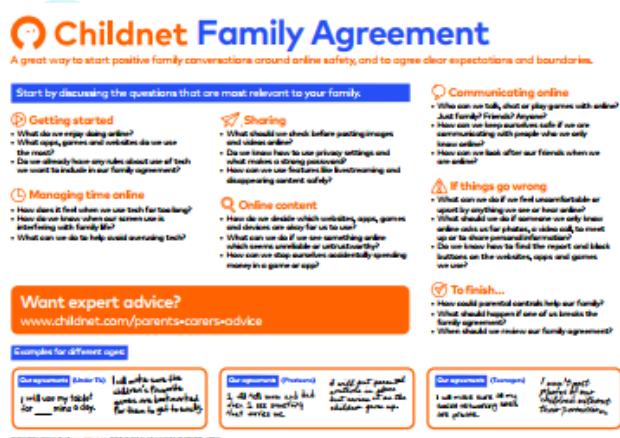
Year Group	Attendance Percentage
Yr R	90.18% ↑
Yr 1	89.44% ↓
Yr 2	89.01% ↓
Yr 3	92.19% ↓
Yr 4	99.50% ↓
Yr 5	92.60% ↓
Yr 6	91.70% ↑
Whole School	90.94% ↓

Safeguarding at Broadwater Down

We have recently sent out a parentmail about screen times and the importance of discussing with children the positives of screen times but also the limitations.

In the parentmail there was a Family Agreement created by Childnet that is a useful tool for agreeing the amount of time and when screens are available to be used for all family members.

Please see www.childnet.com/resources/family-agreement/ for more information



We are committed to ensuring the safety and well-being of all pupils, staff and visitors and believe everyone has the responsibility for the safeguarding and protection of our pupils.

If you have any concerns about the well-being of any of our pupils or about a member of staff, please ask to speak to:

Mrs Harris
Designated Safeguarding Lead

Mrs Fenton & Mrs Day
Deputy Designated Safeguarding Leads

Term Dates

Term 3

Last Day of Term Three - Friday 10th February
Half Term: 11th - 19th February 2023

2023 - Term 4

First Day of Term Four - Monday 20th February
Last Day of Term Four - Friday 31st March
Easter Holiday: 1st - 16th April 2023

Term 5

First Day of Term Five - Monday 17th April
Last Day of Term Five - Thursday 26th May
Half Term: 27th May - 5th June 2023

Term 6

Inset Day for Staff - Monday 5th June
First Day of Term Six - Tuesday 6th June
Last Day of Term Six - Thursday 20th July
Inset Day for Staff: Friday 21st July